









INTERMERCATO

Rotating Grapple Saws



KEY FEATURES

- Endless 360 degrees rotation
- Rigid mount for more control
- Italian saw cassette
- Swedish designed and manufactured grapple
- Worm drive rotator with braked motor for extra control
- Harvester .404" or 3/4" forestry chain options
- All hydraulic functions independently controlled -saw, grab and rotate
- 3 tonne-30 tonne machines
- Non-rotating and dangle mount options available
- Higher productivity and safety

MODEL SPECIFICATIONS	RIGID 	ROTATOR 	GRAPPLE 	SAW 	WEIGHT 	MAX PRESSURE 	SAW FLOW 	GRAPPLE FLOW 	ROTATOR FLOW 	MAX CUT DIAMETER 	OPENING WIDTH 	CLOSING WIDTH 
GS35	3-5	WD9	TG16PROSR5	IT450CTH	300kg	250	40-50	20-50	20	400	930	50
GS57	5-7	WD9	TG22PROSR5	IT450CTH	380kg	250	40-50	30-50	20	400	1225	60
GS79	7-9	WD14	TG25PROSR5	IT500CTH	585kg	250	70-100	50	30	500	1370	72
GS912	9-12	WD14/2	TG28SR5	IT800MS	900kg	250	100-160	60	60	6-700	1500	95
GS1214	12-14	WD17/2	TG35SR5	IT800MS	950kg	250	100-160	60	60	6-700	1890	65
GS1418	14-18	WD17/2	GX28/50-5	IT800MS	1050kg	250	100-160	60	60	6-700	1486	130
GS1825	18-25	WD21/2	GX36/50-5	IT3/4MS	1600kg	250	130-160	60	100	800	1800	135
GS2530	25-30	WD25/2	GX36/50-5	IT3/4MS	1700kg	250	130-160	60	100	800	1800	135

INTERMERCATO

High performance lift and load attachments for Forestry, Transport, Construction and Recycling.

