




Forestry winches **PREMIUM**

SERIES M

35M | 45M | 45MR | 55M | 55MR | 65MR |
85MR

SERIES H

45H | 45Hpro | 55H | 55Hpro | 65H/HF |
65Hpro/HFpro | 85H | 85Hpro



The PREMIUM forestry winches are an indispensable machine when it comes to harvesting timber from your forest. They have been technologically improved to ensure easier operation and low-cost maintenance. In addition, they have been upgraded with a unique design combining a powerful and stable structure with diagonal lines.

www.grapples.com.au

1300 88 21 61

sales@grapples.com.au

Common features of PREMIUM forestry winches

PATENT



PLENTY OF ROOM
Plenty of room on the front side of the butt plate to keep the dirt from tractor wheels away from the chains and other accessories.

FOLDABLE WINDOW GUARD



Foldable window guard for easy transportation.

LOCKING SAFETY PIN



1. Locking safety pin ensures winch rope remains on the pulley.
2. Magnetic holder secures lower pulley during transportation.

SIMPLE INSTALLATION



Simple and quick installation of the winch on the tractor. After use, the linkage can be attached to the winch frame.

DISC SPRINGS



Disc springs ensure precise clutch start and stop (models 65M, 85M and 55H/Hpro).

ADDITIONAL HOLDERS



1. Pickaxe holder.
2. Chainsaw holder.

Long service life is ensured by:



MULTI-PLATE CLUTCH
Multi-plate clutch, made of thicker clutch lining material, prevents wear.



LUBRICATION FREE BEARINGS
Lubrication free sealed ball bearings (FAG) ensure uninterrupted unwinding and winding of the wire rope; no lubrication is required.



COMPACT BUTT PLATE
Robust butt plate reinforced with wear resistant flat steel.

TWO DIFFERENT HEIGHTS



Two different heights of attachment to the tractor with a reliable protection preventing the linkage mounting pins from falling out (support leg attachment).

PRECISE ADJUSTMENT



Easy & precise adjustment of the band brake.

SERIES M

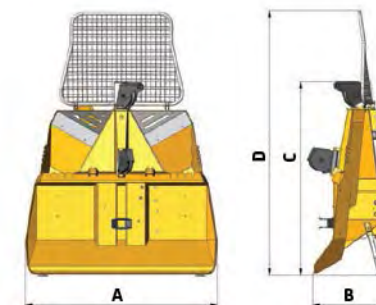
The Series M comprises mechanically controlled PREMIUM forestry winches with capacities between 4.5 to 8 tons.



1. Control mechanism is hidden in the winch frame (mechanical winches) and thus protected against weather effects.
2. The hand cord for engaging the pulling mechanism is only 60 cm long.
3. Less force is required to pull the cord for disengaging the brake or achieving full pulling force.



- Superior design with ergonomic shape
- New technological solutions
- Robust construction





Model		35M	45MR	55MR	85MR
Pulling force	kN	35	45	55	85
Wire rope medium speed	m/s	0,90	0,60	0,60	0,60
Drum capacity	m/mm	115/8	135/9	110/10	-
		90/9	110/10	90/11	120/12
length/diameter	m/mm	75/10	90/11	75/12	100/13
		Standard	m/mm	70/9	70/10
Recommended tractor power	HP	16-45	50-68	54-75	min. 68
PTO shaft revolutions	min-1	540	540	540	540
Dimensions	A	1200	1490	1590	1800
	B	450	490	490	780
	C	1160	1400	1480	1800
	D	2000	2170	2300	2300
Weight without wire rope	kg	232	371	385	571
Trailer tow hitch		●	●	●	●
Lower pulley		●	●	●	●
Chainsaw holder		●	●	●	●
Pickaxe holder		●	●	●	●
Foldable window guard		●	●	●	●
Multi-plate clutch			●	●	●
Control		M	M	M	M
Connection category (coupling)		I, II	I, II	I, II	II, III

● Standard | / Not possible | M - mechanical | Double flattened wire rope

SERIES H

The Series H comprises hydraulically controlled PREMIUM winches with capacities from 4.5 to 8.5 tons. This series is characterized by a three-point winch for front or rear installation with a pulling force of 6.5 tons.

PATENT



WIRE ROPE UNWINDING DEVICE

To make the wire rope unwinding easier you can choose a winch with an integrated device for unwinding. The unwinding device is electronically guided and ensures optimal control of the hydraulic assembly. This type of winch also guarantees a constant tension of the wire rope between the unwinding pulley and the drum, thus preventing damage to the drum or pulley and enabling a longer service life.

Standard equipment on 55Hpro, 65Hpro/HFpro and 85Hpro, **optional** for the other models.

TEST
kwf



Control console has automatic transition from pulse to continuous off mode.



Longer service life of the winch:



- HAVE seated solenoid valves with a high-pressure filter integrated in the control block. Hydraulic components (tank, cylinders etc.) have been galvanised for anti-corrosion protection. They are installed inside the winch frame for maximum protection from damage and adverse weather conditions.



- Hydraulic pump is gear driven.

- High-pressure oil filter preventing dirt from entering the hydraulic block.

Longer wire rope service life:




- Pressure relief brake for constant tension of the wire rope on the drum.
- Electronic control ensures proper tension of the wire rope during unwinding.

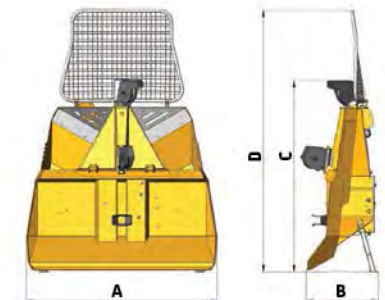



65HFpro

- Superior design with ergonomic shape
- New technological solutions
- Robust construction
- Hydraulic winches with speed reduction
- Winch for front or rear installation



65H/65Hpro: 





AUTO STOP function (limit switch) automatically stops the function of winding the wire rope on the drum. This function prevents mechanical damages of the unwinding device, entanglement and wire rope damages.




Winches 65HF and 65HFpro can be installed at front or rear. Both models have unwinding device as standard equipment.

Front installation: PTO shaft should be installed to the lower PTO drive - rotation to the left (1000 min⁻¹). Rear installation: PTO shaft should be installed to the upper PTO drive - rotation to the right (540 min⁻¹).



Hydraulic hinged butt plate lowers the centre of gravity for easier timber handling and log stacking.



Adjustment of wire rope unwinding speed - adjusted for user and field.



(1) When pulling logs with a tractor, you may encounter some obstacles on the road (hill, roots etc.). If the tractor is not able to overcome these obstacles, the unwinding function can be switched into the mode without the assistance of the unwinding device and you can continue driving with a taught wire rope between the winch and the load.
 (2) The unwinding device can be turned on and off without delay (the standard model has a 1.5 sec. delay). (3) The SMART 3in1 function ensures additional tension of the wire rope between the unwinding pulley and drum.

This function is only available with the remote controls Teleradio, Terra funk and manual console.

Model		45H	45Hpro	55H	55Hpro	65H/65HF	65Hpro/HFpro	85H	85Hpro	
Pulling force	kN	45	45	55	55	65	65	85	85	
Wire rope medium speed	m/s	0,60	0,60	0,60	0,60	0,60	0,60	0,60	0,60	
Drum capacity length/diameter	m/mm	135/9	135/9	110/10	110/10	-	-	-	-	
		110/10	110/10	90/11	90/11	120/11	120/11	120/12	120/12	
		90/11	90/11	75/12	75/12	100/12	100/12	100/13	100/13	
	Standard	m/mm	70/10	70/10	70/11	70/11	80/12	80/12	90/13	90/13
Recommended tractor power	HP	50-68	50-68	54-75	54-75	61-95	61-95	min. 68	min. 68	
PTO shaft revolutions	min ⁻¹	540	540	540	540	540	540	540	540	
Dimensions	A	mm	1500	1500	1800	1800	1800	2000	2000	
	B		490	490	490	490	750	780	780	
	C	mm	1400	1500	1480	1580	1800	1800/1685	1800	1800
	D		2170	2170	2300	2300	2300	2300	2300	2300
Weight without wire rope	kg	395	421	426	453	584	595	639	649	
Trailer tow hitch		●	●	●	●	●	●	●	●	
Lower pulley		●	●	●	●	●	●	●	●	
Chainsaw holder		●	●	●	●	●	●	●	●	
Pickaxe holder		●	●	●	●	●	●	●	●	
Foldable window guard		●	●	●	●	●	●	●	●	
Multi-plate clutch		●	●	●	●	●	●	●	●	
Unwinding device		●	●	●	●	●	●	●	●	
Auto Stop function		●	●	●	●	●	●	●	●	
Smart 3in1 *		/	●	/	●	/	●	/	●	
Dedicated valve for wire rope constant tensioning		/	●	/	●	/	●	/	●	
Control		H	H	H	H	H	H	H	H	
Connection category (coupling)		I, II	I, II	I, II	I, II	II, III	II, III	II, III	II, III	

● Standard | ● Option | / Not possible | H - electro hydraulic | Double flatted wire rope | * Only available if the unwinding device is installed